

# Research Integrity Training e-Learning (eAPRIN) Manual

## For faculty, graduate students, and JSPS research fellows

### 1. Login

Open the login screen below and enter your username and password to log in.

URL: <https://edu.aprin.or.jp/>



\*You cannot log in via “GakuNin log-in page”.

Username and password (An initial password has been set for users logging in for the first time)

#### • Faculty

Username: **Your own university-wide email (KUMail) address**

#### • Graduate students and JSPS research fellows

Username: **Your own student email (KUMOI) address**

Initial Password:

- **Registration after 2020/4: An initial password will be sent to the university-wide email address that is the username.**
- **Registered before 2020/3: If you do not know your password, please reset your password.**

- If you lost the e-mail that notifies the initial password or forgot your password after changing it, on the APRIN e-learning program top page, click on "Forgot Username or Password?" and follow the instructions. The procedures to reissue your password will be sent to your KUMail/KUMOI address that is the username in default configuration.

## 2. Initial Setup [First time login]

- When you log in for the first time, please set up your profile according to the instructions on the screen.

### ▼ General

First name\* ?

Surname\* ?

Email address\*

[How to set Email address \(Click to display\)](#)

Letter size

Default ▼

- Please confirm your first name, surname, and email address and correct them if necessary.
- **The first name and surname set here will be displayed on your certificate of completion.** The initial value is filled in automatically from your email address.  
**If you are from a country other than Japan, it is possible that your name may not be displayed in the correct order. Please ensure to check this thoroughly.**
- Please set an address that is currently available for use.
- You cannot register an email address that is currently in use on a separate eAPRIN account.
- If a dummy email address is displayed, please change it to the one currently in use.
  - \* To prevent duplication of email addresses for people with multiple accounts, the system may append “dummy\_” to your address. (Example) dummy\_kyodai.taro.3x@kyoto-u.ac.jp
- If you update your email address, a confirmation email will be sent to the updated address, so please read the email and continue with the procedure.

## ▼ 受講コース等 (Course etc)

- 受講コース(Course Selection)\*
- 京都大学 医の倫理委員会受講者コース (20\*\*)
  - 京都大学研究倫理・研究公正コース20\*\* (理工系/Science and Technology)
  - 京都大学研究倫理・研究公正コース20\*\* (人社系/Humanities and Social Science)
  - 京都大学研究倫理・研究公正コース20\*\* (生命系/Life Science)
  - JSTコース(1) (生命医科学系) /JST Course (1) Biomedical
  - JSTコース(2) (理工系) /JST Course (2) Engineering
  - JSTコース(3) (人文系) /JST Course (3) Humanities

About the course selection (Click to display)

成績管理部門 (部署) (Department) 京都大学

ユーザ属性(User Attribution)\* Choose...

成績の開示(Grade Disclosure)\* 開示しない(Not Disclose)

About the grade disclosure (Click to display) \*for members of the JST adopted project

## ▶ User picture

▶ Additional names Do not change

▶ Optional Do not change

Update profile

Cancel

- The following three courses are selected as the default for “Courses to be taken.”
  - Kyoto University Research Ethics and Integrity Course 20\*\* (Science and Technology)
  - Kyoto University Research Ethics and Integrity Course 20\*\* (Humanities and Social Sciences)
  - Kyoto University Research Ethics and Integrity Course 20\*\* (Life Sciences)

Please change the selection as required.

- Select “User Attributes” from the drop-down menu.
- As a rule, set “Disclosure of grades” to **“Do not disclose.”**
  - \* If you set “Disclosure of grades” to “Disclose,” the Japan Science and Technology Agency will be able to check your completion status for the JST Project Participants’ Course.
- Please do not change the “additional name” or “optional” fields.
- When everything is complete, please click “Update profile.”

Please do not change selections in fields other than those shown above.

### 3. How to Take the Course

After you log in, the main menu will be displayed

- Please take the relevant course from among the “Kyoto University Research Ethics and Integrity Courses 20\*\* (XX).”
- You must complete all units in order to complete the course.
- You can change the selected course by clicking the “Course selection (change registration information)” button.

The screenshot displays the user interface for selecting research ethics courses. On the left, there is a sidebar with a user profile (name: Your name), a main menu, and sections for registered information (Kyoto University, Unit Code: a2600101), contact details, and a user's menu (Grade check list, Course completion report list, Module list, Case Studies). The main content area is divided into several sections: 'ANNOUNCEMENTS FROM APRIN', 'ANNOUNCEMENTS FROM YOUR INSTITUTION', 'READ ME', and 'COURSE OF PARTICIPANTS'. The 'COURSE OF PARTICIPANTS' section lists three courses with their available periods and remaining days. The first course is '京都大学研究倫理・研究公正コース2024 (理工系/Science and Technology)' with a remaining days of 1084 and 6 modules. A red arrow points to this course title, and another red arrow points to a unit in the list: '研究不正 / Research Misconduct / RCR-S'. Below the course listings, there are buttons for 'Course selection (change of registered information)' and 'Return to my normal role'. At the bottom, a blue bar indicates the user is logged in as 'あなた は Takaishi Osamu としてログインしています (ログアウト)'.

Click on the course unit that you wish to take, and then click “View text.”

Please read the text first.  
After you read the text, you can take the quiz.

テキストを読む/Read the text

クイズはまだ受けられません/Cannot take the quiz yet

クイズで80.00点以上を獲得すると完了となります。  
You complete the required module when you score 80.00 percent on the quizzes.

To Main Menu

- A selection box for the language of the teaching materials will appear, so please choose between Japanese and English.

\* If you have previously displayed the text up to partway through, a screen will appear asking from where you would like to display the text.

### 教材言語選択 / Select Your Language

教材は日本語版と英語版がありますので、どちらかの言語を選択してください。

Please select preferred language for modules (Japanese or English version).

日本語 English

- The teaching text will be displayed, so please start the course.

[TEXT]

### English Modules

Draft date: March 31, 2016  
Last update: December 22, 2021

< Material provided by >  
**APRIN**, Association for the Promotion of Research Integrity

Contents

[Introduction](#)

- [1. Introduction to Research Integrity and Research Ethics](#)
- [2. Research Ethics and Research Integrity: Definitions and Objectives](#)
- [3. Research Ethics and Research Integrity: The Role of Research Ethics Committees and Institutional Review Boards](#)
- [4. Research Ethics and Research Integrity: The Role of Research Ethics Committees and Institutional Review Boards](#)
- [5. Research Ethics and Research Integrity: The Role of Research Ethics Committees and Institutional Review Boards](#)

[References](#)

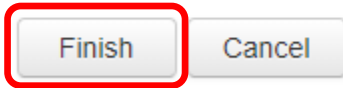
- When you have completed the text, click “Take the quiz” at the bottom of the teaching material.



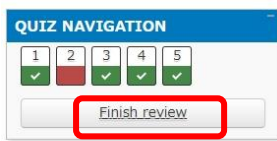
## Confirmation ✕

You have not answered all the quizzes.

Press "Cancel" if you attempt again.



- Your quiz score will be displayed. To complete the unite, you must score 80 points or higher.
- Click “End review” at the bottom of the review screen or at the top left of the screen.
- You will be returned to the main menu that appears after login.
- If you did not score 80 points, please retake the quiz.

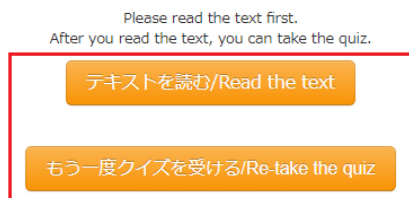


Started on	Thursday, 1 April 2021, 1:42 AM
State	Finished
Completed on	Thursday, 1 April 2021, 1:50 AM
Time taken	mins secs
Grade	<b>80.00 out of 100.00</b>

**Question 1**  
Correct  
Mark 20.00 out of 20.00

あなたの答えは正解です。

- If you want to take the quiz or view the text again, select the unit from the main menu.
- The following screen will be displayed. Please select “Read the text” or “Re-take the quiz.”
- The results of your previous quiz will show your past records of taking the quiz. Even if a score of 80 or over is displayed here, if the date of that quiz is outside the period that the university currently requires you to take the course, you will need to retake the quiz.



クイズで80.00点以上を獲得すると完了となります。  
You complete the required module when you score 80.00 percent on the quizzes.

[To Main Menu](#)

### Summary of your previous attempts

Attempt	State	Grade / 100.00	Review
2	Submitted Wednesday, 10 April 2019, 2:04 PM	■■■	<a href="#">Review</a>
1	Submitted Wednesday, 10 April 2019, 2:03 PM	■■■	<a href="#">Review</a>

## 4. Displaying the Certificate of Completion

- If you have achieved a score of 80 or above for all unites of the course, you will be able to display a certificate of completion on the main menu screen. A “chick mark” will be displayed next to the units that have been completed. Click the link marked “Click to issue a course completion report” next to the course name to display it (pdf format).
- Further, a list of all certificates of completion obtained in the past can be displayed on the “Course completion report list” menu on the left of the screen.

The screenshot displays a user interface with a profile section at the top left showing a placeholder for a name and a 'Main menu' button. Below this are three menu panels: 'REGISTERED INFORMATION' (showing user details for Kyoto University), 'ANNOUNCEMENTS FROM APRIN' (listing system maintenance notices), and 'ANNOUNCEMENTS FROM YOUR INSTITUTION' (listing research integrity training). The 'USER'S MENU' panel on the left includes 'Grade check list', 'Course completion report list' (highlighted with a red box), and 'Module list'. The main content area is titled 'COURSE OF PARTICIPANTS' and shows a progress indicator (complete, progress, incomplete). It lists three courses:
 

- 京都大学研究倫理・研究公正コース2024 (理工系/Science and Technology)**: Available period: 2024/04/01 00:00 ~ 2027/03/31 23:59 (Remaining days 1084). A red box highlights this course with a red arrow labeled 'Course'. A link 'Click to issue a course completion report' is visible. The first unit, '研究不正 / Research Misconduct', is highlighted with a red box and a red arrow labeled 'Unit'.
- 京都大学研究倫理・研究公正コース2024 (人社会/Humanities and Social Science)**: Available period: 2024/04/01 00:00 ~ 2027/03/31 23:59 (Remaining days 1084). Remaining modules: 6.
- 京都大学研究倫理・研究公正コース2024 (生命系/Life Science)**: Available period: 2024/04/01 00:00 ~ 2027/03/31 23:59 (Remaining days 1084). Remaining modules: 6.

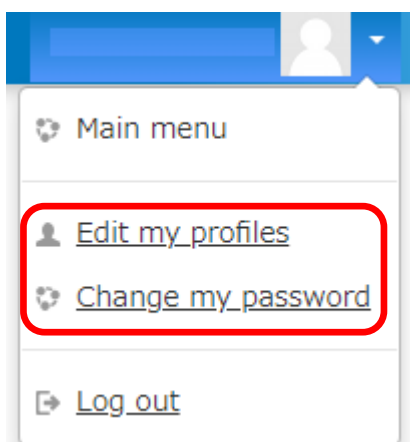
 At the bottom, there are buttons for 'Course selection (change of registered information)', 'Return to my normal role', and 'コース選択 (登録情報の変更)'. A blue footer bar at the bottom states 'あなたは Takaishi Osamu としてログインしています (ログアウト)'.

The course is now completed.



## 5. Change Profile

- You can change your profile and password from the drop-down where your username is displayed in the upper-right corner of the screen.



## 6. Other

- In the event that something such as the order of your names requires changing after displaying the certificate of completion, this cannot be done by the user, so please send an email to the contact email address at the bottom of the page containing your ID and what you would like changed.
- The certificate of completion is issued for the entire selected course, so you will not be issued a certificate for a single unit even if you choose and take one from the list of teaching materials on the main menu.

### What is a university-wide email address?

A university-wide email address (KUMail/KUMOI) is the address handed out when an SPS-ID or ECS-ID is issued and refers to email addressed of the following forms:

- **@kyoto-u.ac.jp (KUMail)**
- **@st.kyoto-u.ac.jp (KUMOI)**

Please be aware that this is not the same as the following kinds of emails.

- **@\*\*\*\*(other than st).kyoto-u.ac.jp (address issued independently by a department)**
- **@kyoto-u.jp (lifetime address for transfer)**

**If you have any questions about the activities or the system, please contact the designated party responsible in your department or the university contact below.**

**Kyoto University Office of Research Acceleration, Research Integrity Division**

**email: [integrity-el@mail2.adm.kyoto-u.ac.jp](mailto:integrity-el@mail2.adm.kyoto-u.ac.jp)**